



2024


CAM-WOOD
EXCEL

Series 408/510/512

PERFORMANCE MEETS AFFORDABILITY


Our **CAM-WOOD** Excel Series of CNC Machines are perfect for many applications.

- 3D Wood Processing
- Cupboard Doors
- Wooden Doors
- Window Processing
- Video Game Cabinets
- Furniture Processing
- Plastic Processing
- Wood & Plastic Engraving



CAM-WOOD Excel Auto-Loader

- Automatic 12 Tools rotary type auto tool changer for increased productivity.
- Nesting work for Automatic Infeed Loading with scissor lift and Outfeed Unloading with conveyor Process.
- All "servo motor" driving system: All axes are driven by brush-less type, high torque AC servo motors.
- DSP CNC controller is setup to accept standard G-code programming formats along with on board conversational applications.
- DNC is no longer required as the PC directly stores all part programs in a text editable file.
- Machine designed ready for 3-D cutting usage and superior performance.
- The rigid steel frame construction has been stress relieved prior to finish machining to provide repeat-ability and accuracy.
- Automatic frequency brake for the spindle allows rapid deceleration resulting in faster tool changes.
- Linear guides and sliding blocks are pre-loaded with recirculation bearings to ensure maximum rapid traverse and precision.
- The X & Y axis are equipped with a precision rack & pinion driving system. The Z axis utilizes a ball screw assembly complete with the pre-loaded and ground screw for long life and optimum accuracy.



THREE MODELS TO CHOOSE FROM




EXCEL 408

- Machine Working Size:
51"(X) x 98"(Y) x 7-3/4"(Z)
- Machine Size:
98"(X) x 433"(Y) x 71"(Z)
- Machine Weight:
8,810 lbs.
- ATC:
Rotary 12 Tools
ISO30, ER32



EXCEL 510

- Machine Working Size:
63"(X) x 126"(Y) x 7-3/4"(Z)
- Machine Size:
110"(X) x 531"(Y) x 71"(Z)
- Machine Weight:
9,970 lbs.
- ATC:
Rotary 12 Tools
ISO30, ER32



EXCEL 512

- Machine Working Size:
63"(X) x 150"(Y) x 7-3/4"(Z)
- Machine Size:
112"(X) x 603"(Y) x 71"(Z)
- Machine Weight:
10,750 lbs.
- ATC:
Rotary 12 Tools
ISO30, ER32

Control System: Syntec Control System

Auto Loading: Auto Infeed Loading Scissor Lift & Outfeed Conveyor Table

Spindle: 9.0kW (12.8HP) HSD Air-Cooled Spindle 6,000 - 24,000 RPM (Italia)

Bed Frame: Heavy Duty Metal Welding

Table: Vacuum Table with 6 Zones

Driving System: Yaskawa Servo Drive and Motor (Japan)

Y-axis Driving System: Helical Rack & Pinion

X- and Z-axis Driving System: Hiwin ballscrew (Taiwan)

Axis Square Rail: Hiwin Linear Square Rail (Taiwan)

ATC: Rotary 12 tools ISO30, ER32

Inverter: 11 kW

Electric Parts: Schneider (France)

Limit Switch: Omron (Japan)

Electrical Wiring: Siemens (Germany)

Control Switch: Moeller (Germany)

Lubrication: Automatic Control with Filter

Max Travel Speed: 2,350 IPM

Max Working Speed: 1,100 IPM

Machine Power: 3-Phase, 220V

Tool Length Device: Automatic

Vacuum Pump: Option

Drill Bank: Included HSD 9-Tools Drill Bank


CAD/CAM Software: Option

2024

CAM-WOOD

EXCEL

Series 408/510/512





PHONE

800.374.5009
+1 704.841.2001

EMAIL

sales@exfactory.com

WEBSITE

exfactory.com/cam-wood

SOCIAL

[@exfactoryinc](#)



2024

CAM-WOOD

EXCEL

Series 408/510/512



2024

CAM-WOOD
OPTIONS
For CNC Routers

AUTOMATION TO INCREASE PRODUCTIVITY

Our Auto-Labeling Printer Station includes Automatic Post Code.

- **4' x 8'**: \$20,475.00
- **5' x 10'**: \$21,935.00





DRY ROTARY VANE VACUUM PUMP

- Single stage rotary vane vacuum pump is directly connected to the outer covers of aluminum alloy pump with the electrical motor, for efficient and heat dissipation.
- The pump is advanced in stable functioning and low noise for acquiring high vacuum pressure, high water vapor tolerance.
- Dry operation for oil-less and direct drive with no belts or gears to ensure low energy consumption usage.
- Compact construction, light weight, low noise.
- Equipped with the suction filter and exhales muffler, with large filter area and quick change lock for easy maintenance.
- TEFC motor.



VC-DU2 Space Saving Stand - \$416.00



Model	VC-DR075	VC-DR100	VC-DR130
Price	\$3,087.00	\$5,828.00	\$7,025.00
Power	5.5 KW	7.5 KW	11 KW
Air Flow	168 cfm	176 cfm	225 cfm
Vacuum Cap.	24 in. Hg	26 in. Hg	27 in. Hg
Noise Level	81 dBA	82 dBA	82.5 dBA
Speed	1150 RPM	1210 RPM	1720 RPM
Weight	616 lbs.	616 lbs.	627 lbs.
Size	42" x 24" x 20"	44" x 24" x 20"	46" x 24" x 20"

Price includes Filter & a Noise Reducer Pressure Relief Valve

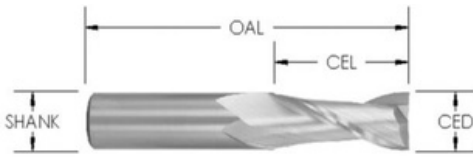
ROTARY AXIS - TURNING LATHE

Easy & quick set up for pole working as lathe, carving, cutting.

- **ROUND-8x48:** \$3,665.00
- Maximum Working Diameter: 8"
- Maximum Working Length: 48"
- Custom size are available at various prices.
- 1 Year Warranty
- Multiple Spindles Available for purchase.



CNC ROUTER TOOLING




2 Flute Router Bits

Parts No.	Description	CED	CEL	SHK	OAL	Price
RB2FU1411	2 FLUTE UPCUT	1/4"	1"	1/4"	2-1/2"	\$ 24.05
RB2FU3813	2 FLUTE UPCUT	3/8"	1-1/4"	3/8"	3"	\$ 55.55
RB2FU1214	2 FLUTE UPCUT	1/2"	1-5/8"	1/2"	3-1/2"	\$ 100.70
RB2FD1413	2 FLUTE DOWNCUT	1/4"	1"	1/4"	2-1/2"	\$ 24.05
RB2FD3813	2 FLUTE DOWNCUT	3/8"	1-1/4"	3/8"	3"	\$ 55.55
RB2FD1214	2 FLUTE DOWNCUT	1/2"	1-5/8"	1/2"	3-1/2"	\$ 100.70



2 Flute MD Compression

Parts No.	Description	CED	CEL	SHK	OAL	Price
RB2FC1116	2 FLUTE COMPRESSIONS	1/4"	1"	1/4"	2-1/2"	\$ 41.90
RB2FC3138	2 FLUTE COMPRESSIONS	3/8"	1-1/4"	3/8"	3"	\$ 73.40
RB2FC2828	2 FLUTE COMPRESSIONS	1/2"	1-5/8"	1/2"	3-1/2"	\$ 125.90
RB2FCM3138	2 FLUTE MD COMPRESSIONS	3/8"	1-1/4"	3/8"	3"	\$ 112.25
RB2FCM2828	2 FLUTE MD COMPRESSIONS	1/2"	1-5/8"	1/2"	3-1/2"	\$ 178.40



Drill Bits

Parts No.	Description	CED	SHK	OAL	Price
DB51070R or L	DRILL BIT (RIGHT or LEFT HAND)	5mm	10mm	70mm	\$ 14.60
DB81070R or L	DRILL BIT (RIGHT or LEFT HAND)	8mm	10mm	70mm	\$ 17.75
DB101070R or L	DRILL BIT (RIGHT or LEFT HAND)	10mm	10mm	70mm	\$ 20.90



Insert Surfacing Cutter


Parts No.	Description	CED	SHK	OAL	Insert	Price
SFC3528-15	SURFACING CUTTER	3-1/2"	20mm	80mm	15x15mm*3	\$ 229.95
SFC4029-14	SURFACING CUTTER	4"	20mm	90mm	14x14mm*3	\$ 261.45

OTHER OPTIONS AVAILABLE

**Swiper & Unloading Table & Dust Hood**


OCT-408...4'x8'....\$4,515.00

OCT-510...5'x10'....\$5,355.00

**Vacuum Up-Loader & Scissor Lift**

SLT-408...4'x8'....\$6,825.00

SLT-510...5'x10'....\$7,665.00

**Follow Pressure Hold Down Rollers (2)**

HDR2.....\$2,646.00

**Panel Push-Off/Unload Bar w/Dust Hood**

DTPL.....\$2,615.00

**59" x 59" Safety Fence w/Stand**

SF59.....\$179.00 ea.

**Safety Light Curtain Set**

SLC.....\$1,313.00 ea.

**HSD 9 kW, ISO 30 Spindle**


HSD-ISO30.....\$7,760.00

**HSD 9 kW, HSK F63 Spindle**

HSD-HSK63.....\$9,398.00

**HSD "L" 9-Drills Vertical Drill Bank**


DB.....\$8,059.00

**Oscillate Head/Spindle**

OSH.....\$8,322.00

**CCD**

CCD.....\$13,335.00

**Standard Vacuum Pad**

(150 x 110 x 120 mm)

VPS.....\$92.00 ea.

**German SCHMALZ Vacuum Pad & AC**

(140 x 115 x 50 mm)

VPGM140.....\$409.00 ea.

**German SCHMALZ Vacuum Pad & AC**

(125 x 75 x 50 mm)

VPGM125.....\$344.00 ea.

**Set of 3 SCHMALZ Vacuum Pads,
48" Rail, & AC**

VPGM-3C.....\$2,016.00

**ISO 30 Tool Holder**

TH-I30.....\$76.00

**ISO 30 Nylon Tool Holder Clamp**

TC-I30.....\$19.00

**HSK F63 Tool Holder**

TH-F63.....\$94.00

**HSK F63 Nylon Tool Holder Clamp**

TC-F63.....\$23.00

**Hand Wheel**

HW.....\$102.00