

CE ISO-9001 TUV NORD

Compact series

LMC  
LEADERMAC

LMC 2019.04



Leadership Through Performance  
and Reliability

**Compact series**

**LMC**  
LEADERMAC

**LEADERMAC** MACHINERY CO., LTD.

No. 20, Lane 662, Sec 1, Sha-Tien Rd., Dadu District, Taichung, Taiwan 43244

TEL: +886-4-2693-7599

<http://www.leadermac.com>

FAX: +886-4-2693-7588 / 2693-7589

e-mail: [info@leadermac.com](mailto:info@leadermac.com) • [sales@leadermac.com](mailto:sales@leadermac.com)




LEADERMAC MACHINERY CO., LTD.

Quality Features Add More Value to Your Production

**LMC**  
LEADERMAC

# Extensive Sales Net Around the Globe



## LEADERMAC 4-SIDE MOULDERS HELP CUSTOMERS STAY COMPETITIVE

Quality Features Add More Value to Your Production



Established in 1972, Leadermac Machinery Co., Ltd. has more than 45 years of experience in R & D, design and manufacturing of 4-side moulders. Over the years, we have remained dedicated to the constant development of higher performance machines to help our customers stay competitive.



## WIDE RANGE OF APPLICATIONS

Leadermac offers a wide variety of 4-side moulders for machining various wood products.

- Finger-joint wood
- Wood flooring
- Solid wood doors
- Cabinets
- Desks
- Chairs
- Stairs
- Office furniture
- Beams
- Wallboards
- Picture frames

# series Compact

## LEADERMAC Compact series

Leadership Through Performance and Reliability

LEADERMAC's wide variety of 4-side moulders have all the very latest technology for increased productivity. These heavy duty moulders are designed to provide fast feed speeds and high accuracy. The machines are precision manufactured by our highly skilled technicians - plus Leadermac service, training, and moulding know-how is offered. No matter what your moulding jobs call for, there is a Leadermac 4-side moulder that's right for you.

Leadership Through Performance and Reliability



With Fine Features to Give You the  
Winning Edge in 4-Side Moulding.

## 4-SIDE MOULDER

These Compact, Cost-effective 4-side Moulders  
Enable Amazingly High Stability,  
Performance & Precision Moulding.





#### EXTREMELY SHORT FEEDING CAPABILITY

- The cutting heads are specially designed so that there is a uniquely short distance between them. This results in a superior moulding finish.
- 6,000 RPM (7,200 RPM- optional) high speed spindles with Inverter (VFD) controlled Feed Motor with LED display, Feeding speed up to 24 m/min (80FPM).

#### SHORT STOCK FEEDER

This device permits the feeding of short stocks with a minimum length of 8". The short stock feeder is driven by a gear drive unit for a powerful and smooth effect.

## Choice of Machine Models - from LMC-123C (1-Spindle) to LMC-823C (8-Spindle)

### World Class Moulding Solutions


#### OUTSTANDING FEATURES:

- All moulders awarded CE certification.
- 1-piece, Cast Iron Machine Frame is specially heat treated for maximum stability and rigidity as standard configuration.
- Faster Feed Speeds of up to 24 meters a minute(80 fpm) are standard.
- Adjustment of each spindle can be easily performed by using the front adjustment levers.
- Each spindle is driven by an individual motor for powerful drilling and easy control.
- Pneumatic Pressure of the top feed rolls can be easily set to provide an outstanding feeding effect.
- Table surfaces are hard-chrome plated for maximum wear resistance.
- All manually adjusted turning parts are housed in permanent grease lubricated bearings for oil-free lubrication.
- The Full Safety Enclosure serves as a chip and piece guard and helps to reduce noise.



#### FEED TABLE

The entire Cast Iron – Chromed Infeed table is normalization heat treated for maximum stability. Infeed Table & Fence adjustment is quickly accomplished by means of a quick-setting levers.



**ACCURATE PRESSURE DISPLAY**  
 The position of the Top Head Chip Breakers and Pressure Plates are accurately displayed by digital counters. This increases cutting stability.




Quality Features Add More Value To Your Production



**POWERED INFEED BOTTOM ROLLER**  
 Powered Infeed Bottom Roller (actually More Powered Top & Bottom Feed Rolls than almost all of our competition.) The smooth initial feeding of the stock is achieved by means of the independently powered infeed rollers.



**LIFTABLE AUXILIARY FEED ROLLER**  
 The short stock powered feed mechanism provides added smoothness for short workpiece feeding. The auxiliary feed rollers are power driven for effortless feeding effect, and are quick-liftable for convenient cutterhead change or setup.



#### CONTROLLER

The speed is VFD Inverter controlled, and all electrical components meet CE, UL & CSA standards.



#### SMARTSET CONTROLLER(OPT.)

##### Touch Screen Control.

- 9" HMI (Memory 300 sets)
- Automatic machine quick setup
- Easy and powerful functionality
- Setworks on any axis as desired
- The Motorized Axes: derived by inverter, transmitted by ball screw, feedback by encoder
- The desired values for radial and axial are displayed on HMI.



#### EASYSET CONTROLLER (OPT.)

##### Touch Screen Control

- 5.7" HMI (Memory 200 sets)
- Automatic machine quick setup
- Easy and powerful functionality
- Workpiece settings on left and top axes as desired
- The width and thickness setting can be easily set using the programmable controller
- The desired values for thickness are displayed on and LED readout

# A Wide Range of Spindle Configurations

(Other configurations available on request)



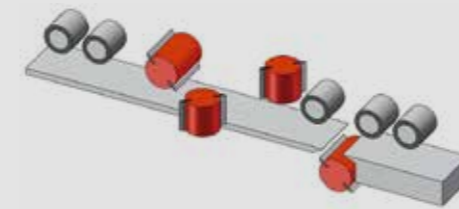
## Spindle configuration

STANDARD EQUIPMENT:	LMC-123C to LMC-823C	1 Head to 8 Heads
<b>Working Width</b> (at a tool cutting circle of 163mm)	<b>Standard Machine Specs</b> 15-230mm (0.59"-9.1")	<b>Optional Specs</b> to 240mm, 300mm (9.4", 12" optional)
<b>Working Height /Thickness</b> (at a tool cutting circle of 163mm)	10-150mm (0.39"-6")	to 6mm & to 200mm (to 1/4" & to 8") - optional
<b>Number of Spindles, Min-max</b>	1 to 8 Heads/Spindles	All different types of Spindle Configurations - optional
Basic motor Capacity of Feed - Variable Speed Drive	4KW / 5HP	5.5KW / 7.5HP or 7.5KW / 10HP - optional
Feed Speeds, Infinitely Variable	6 - 24 m/min (20 - 80 fpm)	
Basic Motor Capacity Per Spindle	7.5KW / 10HP Vert & 11KW/15HP Hor.	up to 18.5KW / 25HP - optional
Spindle Speed	6000 RPM	7200 RPM - optional
Spindle Diameter	40mm (1.6")	50mm, 1 1/2", 1 13/16"
Tool Cutting Circle, 1st Bottom Spindle, Min-max	125-160mm (4.9"-6.29")	
Tool Cutting Circle, Vertical Spindle(s), Left, Min-max	112-200mm (4.4"-7.9")	
Tool Cutting Circle, Vertical Spindle(s), Right, Min-max	112-200mm (4.4"-7.9")	
Tool Cutting Circle, Horizontal Spindles, Top, Min-max	112-200mm (4.4"-7.9")	
Tool Cutting Circle, Borizontal Spindles, Bottom, Min-max	112-200mm (4.4"-7.9")	
Feed Roll Diameter	140mm (5.5")	
Top Feed Roll Width - Each Roll With Multiples on all Top Shafts	50mm (2")	
Bottom Feed Roll(s) Width	Full Width	
Pneumatic Pressure for Feed Rolls, Max	6 bar (85psi)	
Adjustment Range for Infeed Table	10mm (0.4")	
Adjustment Range for Edge-jointing Fence	10mm (0.4")	
Adjustment Range of Vertical Spindles (axial)	40mm (1.58")	80mm (3.14") - optional with setworks if desired
Adjustment Range of Horizontal Spindles (axial)	20mm (0.79")	
Length of the Infeed Straightening Table (Bottom Head Cut)	2M (78.7")	2.5M or 3M (98" or 120" - optional)
Diameter of Dust Hood for Vertical Spindle(s)	125mm (5")	
Diameter of Dust Hood for Horizontal Spindle(s)	125mm (5")	
Chainless Cardan Shaft Feed System w/ HD Gearboxes	Standard	
Motorized Vertical Adjustment of Feed Beam	Standard	
Lateral Pressure Rollers Opposite First Right Spindle	Spring Tensioned Standard	Pneumatic Tensioned - optional
Sectional Radial Lift - Linkage Style Top Head Chipbreakers	Spring Tensioned Standard	Pneumatic Tensioned - optional
Mechanical Digital Readouts for the Pressure Shoes & Hold-down Unit	Standard	Metric or Inch Readouts
Mechanical Digital Reaouts on all Spindle Axis	Single - Std.	Dual on Near Side, & Tops - Radial Readouts & Quik Set - optional
Central Location of all Lubrication Points Along the Front of the Machine	Standard	
Mechanical Digital Readouts for the Pressure Shoes & Hold-down Unit	Standard	Metric or Inch Readouts
Mechanical Digital Reaouts on all Spindle Axis	Single - Std.	Dual on Near Sdie, & Tops - Radial Readouts & Quik Set - optional
Central Location of all Lubrication Points at the Front of the Machine	Standard	
Table Lube System	Manual 1 shot	Auto Electronic - Timer Controlled - optional
Full Sound and Safety Enclosure	Standard	

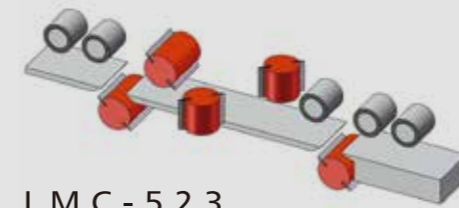
• All specifications, dimensions and design characteristics are subject to change without notice.

## SOME OPTIONAL EQUIPMENT:

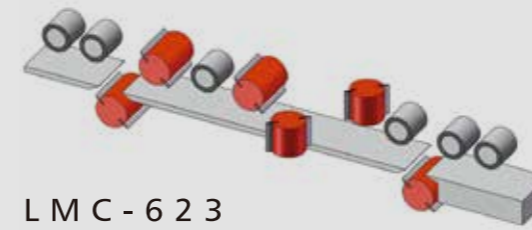
A Wide Range of Spindle Configurations (Other Configurations Available on Request)	SmartSet EL Touch Screen Control with Quick-Set Networks, Special Digital Position Readouts and Library or Stored Information
Universal Last Head or Rip Saw Attachment	Inverter Motor Cutterhead Brakes
Available - Option	Split Top Head Pressure Plates
	Tilting Top Pressure Plates



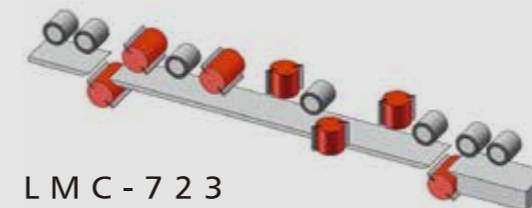
LMC - 4 2 3  
4-SPINDLE



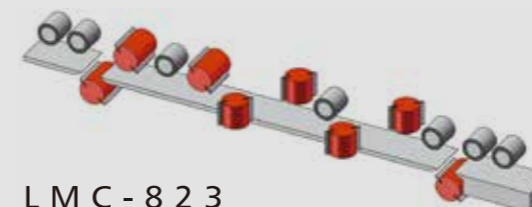
LMC - 5 2 3  
5-SPINDLE



LMC - 6 2 3  
6-SPINDLE



LMC - 7 2 3  
7-SPINDLE



LMC - 8 2 3  
8-SPINDLE

## Quality Features Add More Value to Your Production

Leadership Through Performance  
and Reliability

LEADERMAC's wide variety of 4-side moulders have all the very latest technology for increased productivity, product quality & reliability. These Heavy Duty Moulders are designed to provide fast cutting speeds and highest quality & accuracy. These machines are precision manufactured by our highly skilled technicians - plus Leadermac service, training, and moulding know-how is offered with each moulder. No matter what your moulding jobs call for, there is a Leadermac 4-side moulder that's right for you.

