

Keen on Small Quantities



The 2 Series: HPP 230 | HPP 250

HPP 230 and HPP 250 – new diversity in the compact class

HPP 230 | HPP 250

Inherently powerful and extendable: with the new 2 series, HOLZMA more than lives up to its name as a systems supplier. Besides the HPP 230, it is above all the HPP 250 that opens up a host of new possibilities thanks to its many new optional extras and its openness for complex feeding solutions.

New features

- new design
- encircling, transparent protective enclosure
- manual trim stops (standard for HPP 250, optional extra for HPP 230)
- manual pressure regulation for the HPP 250 now in the operating area
- energy chain now lying on the support
- more speed for the HPP 250
- HPP 250 now also available as profilLine version – for complex storage system integration
- wider selection of optional extras for the HPP 250




Illustration may show optional equipment not included in the basic price.

Standard features

Standard Features
HPP 230 | HPP 250

Why a HOLZMA? That's quite clear: because first-class quality and state-of-the-art technologies are standard here. This is also true of the 2 series.

HOLZMA patent: central aligning device

- Time is money, that's why HOLZMA has integrated the side aligner directly in the saw carriage. This shortens cycle times by up to 25% in comparison with conventional systems.
- Contact pressure is infinitely variable. This allows even thin boards, laminates or sensitive materials to be processed perfectly.
- The side aligner can travel the entire cutting length.

ecoPlus: energy saving with state-of-the-art technology

- all models equipped with motors with energy efficiency rating 1
- numerous innovations for improved ergonomics and smooth production processes
- Tip: before purchasing, check out government incentives

More information in the ecoPlus brochure.



Power-Loc

This really easy-to-use, fast clamping system speeds up blade changes on both main saw and scoring saw.

- automatic scoring saw blade adjustment

Program fence for precision and dimensional accuracy

The compact, electronically controlled program fence with clamps and precision guides has an electro-magnetic measuring system that guarantees dimensional accuracy of +/- 0.1 mm. Even minimal trim and dust cuts are possible. The measuring system entails absolutely no wear and no maintenance. New! Now still more speed for the HPP 250 (up to 80 m/min).

Rugged pressure beam for first-class cut quality

The large-area pressure zone directly at the cutting line allows vibrations to be reduced to a minimum. This results in accurate, clean cuts, for books too.

The heart of the saw

The saw carriage consists of a heavy-duty steel construction with main saw, scoring saw and central side aligner.

Its strengths:

- continuously variable saw carriage speed
- high precision, low noise, maintenance free
- fast saw blade change thanks to Power-Loc
- New! Still more speed for the HPP 250 (saw carriage speed up to 120 m/min)



Illustration shows optional extras

Illustration shows optional extras

Standard features


Standard Features
HPP 230 | HPP 250

Manual trim stops

(standard for HPP 250,
optional extra for HPP 230)

With these, your HOLZMA can also master material with overhanging laminates or veneers. The trim stops are integrated in the clamps and are simply flipped forward when required:

- precise positioning
- gentle processing of sensitive materials with overhanging laminate or veneer



Clamps: perfection down to the last detail

HOLZMA's robust clamps position the material gently and accurately over the cutting line.

HPP 230 (picture on right), HPP 250 (picture on left) with optional clamps at positions 3 and 5.



Made-to-measure control – CADmatic 4 PRACTICE

(optional extra for HPP 250: CADmatic PROFESSIONAL incl. 19" TFT flat screen monitor with touch functionality)

Developed especially for production processes in panel sizing technology, this control software delivers optimised processes. The machine's potential is exploited to the full with:

- intuitive operating software
- automatic scoring saw blade adjustment
- online diagnostics



Manual pressure regulation (only HPP 250)



The HPP 250 comes fully prepared for cutting pressure-sensitive panels. You can adjust the pressure of the clamps and pressure beam to suit your particular panel material. Now new: the two manual controls in the front operating area.

Optional extras

Anyone facing special challenges needs tailored solutions. That is why HOLZMA offers you optional extras, enabling you to match performance and functionality of your saw exactly to production requirements. This significantly shortens the investment payback period.

Cut-outs and stress-release cut

Tension in the material is released when it is cut and can affect the quality of dimensions and cuts. The HOLZMA stress-release cut option remedies this. Systematic preliminary cuts can be defined during optimisation and release the tension in the material. The cut-out feature additionally allows you to produce both cut-outs and intermittent grooves – as are required, for example, for kitchen sinks or doors.




Cutting and kerfing

This optional extra allows you to complete kerfing jobs with the panel saw. A solution that saves time and speeds up subsequent processing.

High-precision laser guide beam

- especially for solid wood, veneered panels and other materials with grain structure
- precision positioning right down the line



Label printer

The HOLZMA label printer has everything to facilitate an efficient workflow. You can print customised labels directly at the saw and design them to include bar-codes, text and graphics, if so desired. If you also use our Cut Rite optimisation software, instructions for downstream CNC machining can also be included on the labels.

Cutting pattern optimisation in the office

With its excellent optimisation software Cut Rite, HOLZMA caters for higher performance and greater efficiency in panel sizing technology.

- optimised project control
- efficient cutting processes
- full control of costs
- faster calculations

As an alternative to the comprehensive Cut Rite optimisation software, CADplan, an add-on module for the CADmatic, can be used to perform small optimisation jobs directly at the saw.

Additional clamps

So that your HOLZMA saw can also securely clamp especially large, thin or smooth materials.

More power for the main saw

Both models can be equipped with a more powerful main saw motor. You can increase the power for an HPP 230 from 5.5 kW to 7.5 kW; for an HPP 250 from 7.5 kW to 9.2 kW.

Gentle material handling

Additional rollers at the edge of the air table ensure especially gentle handling of material and lessen the effort required.

Performance package


HOLZMA now also offers attractively priced options packages tailored for processing sensitive panel materials.

Short air tables

Air tables are also available in a 1 200 mm length if required. This allows the saw to fit into almost any space.

Machine table equipped with air jets throughout

Anyone working with sensitive material or especially heavy boards and books will benefit from the machine table being equipped with air jets throughout.



The perfect postforming cut

- ensures perfect cuts on softformed and postformed parts
- maximum saw blade projection: 50 mm

Movable air table

The movable air table is easily moved along linear guides and offers you a mobile work surface and storage area. It allows you to move small and large panels or books more ergonomically and with less risk of damage.

Air tables are also available in a 1 200 mm length for the HPP 230 and HPP 250. This allows the machine to fit into almost any space.

Pneumatic trim stops

The trim stops are attached to the clamps and are activated as needed by the CADmatic machine control.

- robust
- gentle processing of sensitive materials with overhanging laminate or veneer
- precise positioning

Easy2Feed

Easy2Feed promises automatic feeding at a budget price. This optional extra saves time and space, is very ergonomic and is retrofittable for the HPP 250. The core element is a compact scissor lift table, which can be comfortably loaded by fork-lift truck.

- for 3 800 and 4 300 mm cutting lengths (only available for right-orientated machines)
- panels upwards of 9.5 mm thickness can be fed
- maximum panel size: 3 100 x 2 200 mm
- stack height 460 mm (standard version)
- lift table standing in pit if required
- for material that can be push-fed
- roller conveyor at side available as option

Optional extras

From single saw to full system solution

Optional Extras
HPP 230 | HPP 250

HPP 250 profilLine

The top model of the 2 series is prepared for:

- complex storage link-ups
- the optional extra “move over book”
- the feed-stacking table with integrated infeed
- a panel labelling system in conjunction with the feed-stacking table with integrated infeed

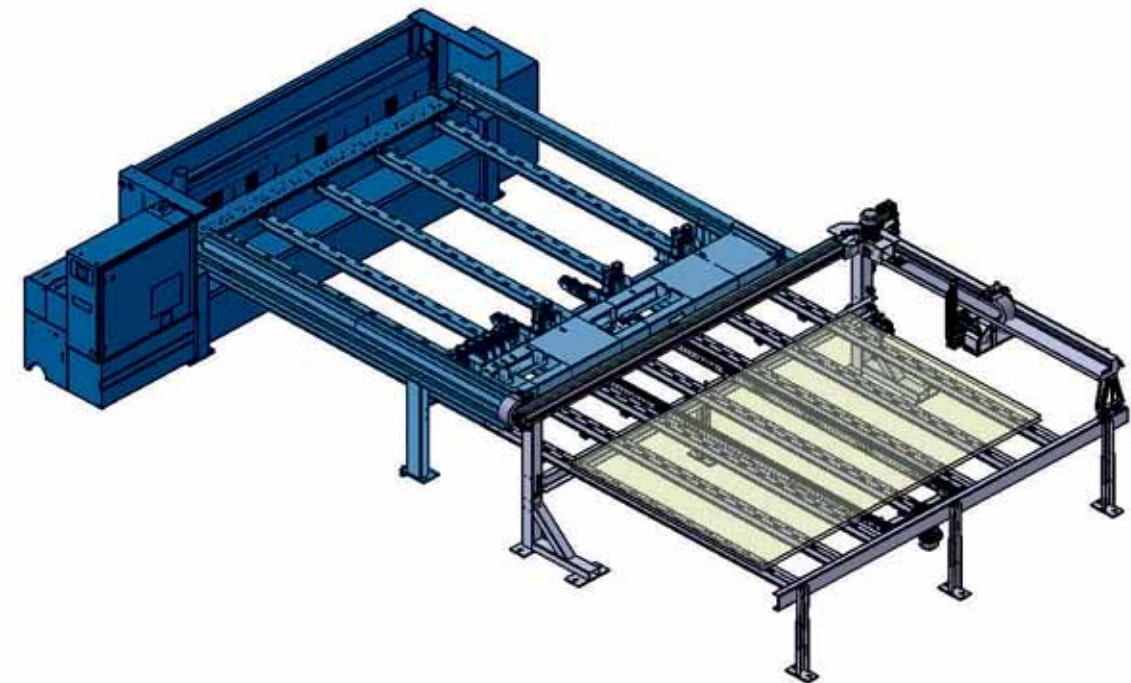
New: feed-stacking table with integrated infeed (HPP 250 profilLine)

When linked to a simple storage system, the saw has to stop working briefly when a new panel is fed by the overhead system. The new feed-stacking table now ensures smooth, faster cycles: while one panel is still being cut, the feeding system already positions the next panel on the feed-stacking table with integrated infeed.

- available for all profilLine models of the series 2 to 5 – retrofittable
- plug & play: easy add-on
- height, width and roller rail support match the saw perfectly
- virtually no more dead time
- without alignment

New: move over book (HPP 250 profilLine)

- elevated program fence
- clamps can be raised
- energy chain lying on the support instead of in the rear machine table



Simple feeding solution Simple storage link-up (HPP 230 / HPP 250)

HOLZMA offers economical feeding solutions and compatible storage system link-ups for the single saws of the 2 series: for instance by combining them with the one-axis HBX 150 gantry system or the BARGSTEDT TLF 210 horizontal storage system.

- ideal for the craft sector
- low space requirement
- attractive price
- saw and storage system are perfectly matched
- automatic feeding for small panel saws
- perfect handling – with just one machine operator
- easy, ergonomic operation
- storage system controls saw

Complex storage link-up (HPP 250 profilLine)

Complex storage link-ups provide smooth processes and a maximum level of automation, from the design department to production to the finished product. The HPP 250 profilLine is ideally prepared for this and open for innovative technologies such as the feed-stacking table with integrated infeed, the new HOLZMA panel labelling system and much more.

Panel labelling system

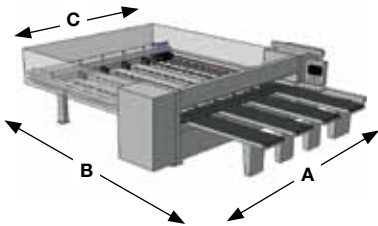
Labels the parts before the panel is cut – as separate unit within the storage system (stand-alone solution for all models) or in combination with the new feed-stacking table (for profilLine models).

- unparalleled for saws of this size
- saves time
- retrofittable
- available for 4300 mm panel length and 2200 mm panel width

- labelling system has the labels “on board” and does not have to fetch them from a separate station
- allows advance labelling and stacking of the panels, making good use of non-productive time
- parts can be clearly identified – improved handling for the machine operator, faster production processes
- easy, automated tracking of parts through the entire production process

The HOLZMA 2 series at a glance

Size, performance, features: the most important technical data for the HPP 230 and the HPP 250 can be seen here at a glance. Would you like to know more? Your HOLZMA sales consultant will be pleased to give you more information.



Technical data*	HPP 230	HPP 250
Saw blade projection	55 mm (2.17")	75 mm (2.95")
Cutting length	3 100/3800/4300 mm (122"/150"/169")	3 100/3800/4300 mm (122"/150"/169")
Program fence speed	up to 40 m/min** (131 ft/min)	up to 80 m/min** (262 ft/min)
Saw carriage speed	up to 60 m/min (3-196 ft/min)	up to 120 m/min (394 ft/min)
Main saw motor	5.5 kW (7.5 HP)	7.5 kW (10 HP)
Scoring saw motor	1.1 kW (1.5 HP)	1.1 kW (1.5 HP)
Main saw blade	350 x 4.4 - 5.5 x 75 mm (13.78")	350 x 4.4 - 5.5 x 75 mm (13.78")
Scoring saw blade	200 x 4.4 - 5.5 x 45 mm (7.87")	200 x 4.4 - 5.5 x 45 mm (7.87")
Control software	CADmatic 4 PRACTICE	CADmatic 4 PRACTICE
Monitor	17" flat screen monitor	17" flat screen monitor
Total air requirement	150 NI/min (5.3 cfm)	150 NI/min (5.3 cfm)
Compressed air requirement	6 bar (87 psi)	6 bar (87 psi)
Dust extraction	3800 m³/h, approx. 26 m/sec (2589 cfm)	3800 m³/h, approx. 26 m/sec (2589 cfm)
Total connected load	10.4 kW (14 HP)	12.4 kW (17 HP)

* Values refer to the standard version

** In EU countries forward speed is 25 m/min

Machine dimensions			
HPP 230	A	B	C
HPP 230/31/31	5 174 mm (203.7")	6 026 mm (237.2")	3 417 mm (134.5")
HPP 230/38/31	5 874 mm (231.3")	6 026 mm (237.2")	4 117 mm (162.0")
HPP 230/38/38	5 874 mm (231.3")	6 726 mm (264.8")	4 117 mm (162.0")
HPP 230/43/38	6 374 mm (250.9")	6 726 mm (264.8")	4 617 mm (181.8")
HPP 230/43/43	6 374 mm (250.9")	7 226 mm (284.5")	4 617 mm (181.8")
HPP 250	A	B	C
HPP 250/25/25	4 574 mm (180.0")	4 826 mm (190.0")	2 817 mm (110.9")
HPP 250/31/31	5 174 mm (203.7")	6 026 mm (237.2")	3 417 mm (134.5")
HPP 250/31/25	5 174 mm (203.7")	5 426 mm (213.6")	3 417 mm (134.5")
HPP 250/38/31	5 874 mm (231.3")	6 026 mm (237.2")	4 177 mm (162.0")
HPP 250/38/38	5 874 mm (231.3")	6 726 mm (264.8")	4 177 mm (162.0")
HPP 250/43/31	6 374 mm (250.9")	6 026 mm (237.2")	4 617 mm (181.8")
HPP 250/43/38	6 374 mm (250.9")	6 726 mm (264.8")	4 617 mm (181.8")
HPP 250/43/43	6 374 mm (250.9")	7 226 mm (284.5")	4 617 mm (181.8")